

## Highlights of This Issue 883

## SMALL MOLECULE THERAPEUTICS

- 885** Antitumor Activity of Osimertinib, an Irreversible Mutant-Selective EGFR Tyrosine Kinase Inhibitor, in NSCLC Harboring EGFR Exon 20 Insertions  
Nicolas Floc'h, Matthew J. Martin, Jonathan W. Riess, Jonathan P. Orme, Anna D. Staniszewska, Ludovic Ménard, Maria Emanuela Cuomo, Daniel J. O'Neill, Richard A. Ward, M. Raymond V. Finlay, Darren McKerrecher, Mingshan Cheng, Daniel P. Vang, Rebekah A. Burich, James G. Keck, David R. Gandara, Philip C. Mack, and Darren A.E. Cross

- 897** Preclinical Activity of Abemaciclib Alone or in Combination with Antimitotic and Targeted Therapies in Breast Cancer



Neil O'Brien, Dylan Conklin, Richard Beckmann, Tong Luo, Kevin Chau, Josh Thomas, Ann Mc Nulty, Christophe Marchal, Ondrej Kalous, Erika von Euw, Sara Hurvitz, Colleen Mockbee, and Dennis J. Slamon

- 908** Combined Inhibition of mTOR and CDK4/6 Is Required for Optimal Blockade of E2F Function and Long-term Growth Inhibition in Estrogen Receptor-positive Breast Cancer



Chrysiis Michaloglou, Claire Crafter, Rasmus Siersbaek, Oona Delpuech, Jon O. Curwen, Larissa S. Carnevalli, Anna D. Staniszewska, Urszula M. Polanska, Azadeh Cheraghchi-Bashi, Mandy Lawson, Igor Chernukhin, Robert McEwen, Jason S. Carroll, and Sabina C. Cosulich

- 921** Trastuzumab-Resistant HER2<sup>+</sup> Breast Cancer Cells Retain Sensitivity to Poly (ADP-Ribose) Polymerase (PARP) Inhibition

Monica E. Wielgos, Zhuo Zhang, Rajani Rajbhandari, Tiffany S. Cooper, Ling Zeng, Andres Forero, Francisco J. Esteva, C. Kent Osborne, Rachel Schiff, Albert F. LoBuglio, Susan E. Nozell, and Eddy S. Yang

- 931** Impact of the Anticancer Drug NT157 on Tyrosine Kinase Signaling Networks

Shih-Ping Su, Efrat Flashner-Abramson, Shoshana Klein, Mor Gal, Rachel S. Lee, Jianmin Wu, Alexander Levitzki, and Roger J. Daly

- 943** Cholesterol Depletion by TASIN-1 Induces Apoptotic Cell Death through the ER Stress/ROS/JNK Signaling in Colon Cancer Cells

Lu Zhang, Sang Bum Kim, Krishna Luitel, and Jerry W. Shay

- 952** Nigericin Exerts Anticancer Effects on Human Colorectal Cancer Cells by Inhibiting Wnt/ $\beta$ -catenin Signaling Pathway

Fei Liu, Wei Li, Shangbo Hua, Ye Han, Zhihua Xu, Daiwei Wan, Yilin Wang, Weichang Chen, Yuting Kuang, Jianming Shi, and Qiaoming Zhi

- 966** A Tricin Derivative from *Deschampsia antarctica* Desv. Inhibits Colorectal Carcinoma Growth and Liver Metastasis through the Induction of a Specific Immune Response

Mariana Malvicini, Ana Gutierrez-Moraga, Marcelo M. Rodriguez, Sofia Gomez-Bustillo, Lorena Salazar, Carlos Sunkel, Leonor Nozal, Antonio Salgado, Manuel Hidalgo, Pedro P. Lopez-Casas, Jose Luis Novella, Juan Jose Vaquero, Julio Alvarez-Builla, Adda Mora, Manuel Gidekel, and Guillermo Mazzolini

- 977** A miR-29b Byproduct Sequence Exhibits Potent Tumor-Suppressive Activities via Inhibition of NF- $\kappa$ B Signaling in KRAS-Mutant Colon Cancer Cells

Akira Inoue, Tsunekazu Mizushima, Xin Wu, Daisuke Okuzaki, Nanami Kambara, Sho Ishikawa, Jiaqi Wang, Yamin Qian, Haruka Hirose, Yuhki Yokoyama, Ryo Ikeshima, Masayuki Hiraki, Norikatsu Miyoshi, Hidekazu Takahashi, Naotsugu Haraguchi, Taishi Hata, Chu Matsuda, Yuichiro Doki, Masaki Mori, and Hirofumi Yamamoto

- 988** Targeting Polo-like Kinase 1 by a Novel Pyrrole-Imidazole Polyamide-Hoechst Conjugate Suppresses Tumor Growth *In Vivo*

Ke Liu, Lijing Fang, Haiyan Sun, Zhengyin Pan, Jianchao Zhang, Juntao Chen, Ximing Shao, Wei Wang, Yuanyan Tan, Zhihao Ding, Lijiao Ao, Chunlei Wu, Xiaoqi Liu, Huashun Li, Rui Wang, Wu Su, and Hongchang Li


## LARGE MOLECULE THERAPEUTICS


- 1003** *In Vitro* and *In Vivo* Activity of IMG853, an Antibody-Drug Conjugate Targeting Folate Receptor Alpha Linked to DM4, in Biologically Aggressive Endometrial Cancers

Gary Altwerger, Elena Bonazzoli, Stefania Bellone, Tomomi Egawa-Takata, Gulden Menderes, Francesca Pettinella, Anna Bianchi, Francesco Riccio, Jacqueline Feinberg, Luca Zammataro, Chanhee Han, Ghanshyam Yadav, Katherine Dugan, Ashley Morneault, Jose F. Ponte, Natalia Buza, Pei Hui, Serena Wong, Babak Litkouhi, Elena Ratner, Dan-Arin Silasi, Gloria S. Huang, Masoud Azodi, Peter E. Schwartz, and Alessandro D. Santin


# Table of Contents

- 1012** Targeted Doxorubicin-Loaded Bacterially Derived Nano-Cells for the Treatment of Neuroblastoma  
Sharon M. Sagnella, Jennifer Trieu, Himanshu Brahmabhatt, Jennifer A. MacDiarmid, Alex MacMillan, Renee M. Whan, Christopher M. Fife, Joshua A. McCarroll, Andrew J. Gifford, David S. Ziegler, and Maria Kavallaris

- 1024**  Potent Immune Modulation by MEDI6383, an Engineered Human OX40 Ligand IgG4P Fc Fusion Protein  
Michael D. Oberst, Catherine Augé, Chad Morris, Stacy Kentner, Kathy Mulgrew, Kelly McGlinchey, James Hair, Shino Hanabuchi, Qun Du, Melissa Damschroder, Hui Feng, Steven Eck, Nicholas Buss, Lolke de Haan, Andrew J. Pierce, Haesun Park, Andrew Sylwester, Michael K. Axthelm, Louis Picker, Nicholas P. Morris, Andrew Weinberg, and Scott A. Hammond

- 1039**  ABT-165, a Dual Variable Domain Immunoglobulin (DVD-Ig) Targeting DLL4 and VEGF, Demonstrates Superior Efficacy and Favorable Safety Profiles in Preclinical Models  
Yingchun Li, Jonathan A. Hickson, Dominic J. Ambrosi, Deanna L. Haasch, Kelly D. Foster-Duke, Lucia J. Eaton, Enrico L. DiGiammarino, Sanjay C. Panchal, Fang Jiang, Sarah R. Mudd, Catherine Zhang, Surekha S. Akella, Wenqing Gao, Sherry L. Ralston, Louie Naumovski, Jijie Gu, and Susan E. Morgan-Lappe

## CANCER BIOLOGY AND TRANSLATIONAL STUDIES

- 1051** Small Molecule-Mediated Activation of RAS Elicits Biphasic Modulation of Phospho-ERK Levels that Are Regulated through Negative Feedback on SOS1  
Jennifer E. Howes, Denis T. Akan, Michael C. Burns, Olivia W. Rossanese, Alex G. Waterson, and Stephen W. Fesik
- 1061**  MicroRNA-203 Inhibits Long Noncoding RNA HOTAIR and Regulates Tumorigenesis through Epithelial-to-mesenchymal Transition Pathway in Renal Cell Carcinoma  
Pritha Dasgupta, Priyanka Kulkarni, Shahana Majid, Varahram Shahryari, Yutaka Hashimoto, Nadeem S. Bhat, Marisa Shiina, Guoren Deng, Sharanjot Saini, Z. Laura Tabatabai, Soichiro Yamamura, Yuichiro Tanaka, and Rajvir Dahiya

- 1070** Inhibition of the Histone H3K27 Demethylase UTX Enhances Tumor Cell Radiosensitivity  
Barbara H. Rath, Isabella Waung, Kevin Camphausen, and Philip J. Tofilon

- 1079** EGF Receptor and mTORC1 Are Novel Therapeutic Targets in Nonseminomatous Germ Cell Tumors  
Kenneth S. Chen, Nicholas J. Fustino, Abhay A. Shukla, Emily K. Stroup, Albert Budhipramono, Christina Ateek, Sarai H. Stuart, Kiyoshi Yamaguchi, Payal Kapur, A. Lindsay Frazier, Lawrence Lum, Leendert H.J. Looijenga, Theodore W. Laetsch, Dinesh Rakheja, and James F. Amatruda

- 1090** p110 $\alpha$  Inhibition Overcomes Stromal Cell-Mediated Ibrutinib Resistance in Mantle Cell Lymphoma  
Jiyu Guan, Dan Huang, Konstantin Yakimchuk, and Sam Okret

- 1101** Targeting PRPK Function Blocks Colon Cancer Metastasis  
Tatyana Zykova, Feng Zhu, Lei Wang, Haitao Li, Do Young Lim, Ke Yao, Eunmiri Roh, Sang-Pil Yoon, Hong-Gyum Kim, Ki Beom Bae, Weihong Wen, Seung Ho Shin, Janos Nadas, Yan Li, Weiya Ma, Ann M. Bode, and Zigang Dong

## COMPANION DIAGNOSTIC, PHARMACOGENOMIC, AND CANCER BIOMARKERS

- 1114** Analysis of Tissue and Circulating Tumor DNA by Next-Generation Sequencing of Hepatocellular Carcinoma: Implications for Targeted Therapeutics  
Sadakatsu Ikeda, Jordan S. Lim, and Razelle Kurzrock
- 1123** Correlation of Somatic Genomic Alterations Between Tissue Genomics and ctDNA Employing Next-Generation Sequencing: Analysis of Lung and Gastrointestinal Cancers  
Omer M. Toor, Zaheer Ahmed, Waled Bahaj, Urooge Boda, Lee S. Cummings, Megan E. McNally, Kevin F. Kennedy, Timothy J. Pluard, Arif Hussain, Janakiraman Subramanian, and Ashiq Masood



# Table of Contents

## MODELS AND TECHNOLOGIES

**1133** Anti-HER2 scFv-Directed Extracellular Vesicle-Mediated mRNA-Based Gene Delivery Inhibits Growth of HER2-Positive Human Breast Tumor Xenografts by Prodrug Activation

Jing-Hung Wang, Alexis V. Forterre, Jinjing Zhao, Daniel O. Frimannsson, Alain Delcayre, Travis J. Antes, Bradley Efron, Stefanie S. Jeffrey, Mark D. Pegram, and A.C. Matin

## CORRECTION

**1143** Correction: PRIMA-1Met/APR-246 Displays High Antitumor Activity in Multiple Myeloma by Induction of p73 and Noxa

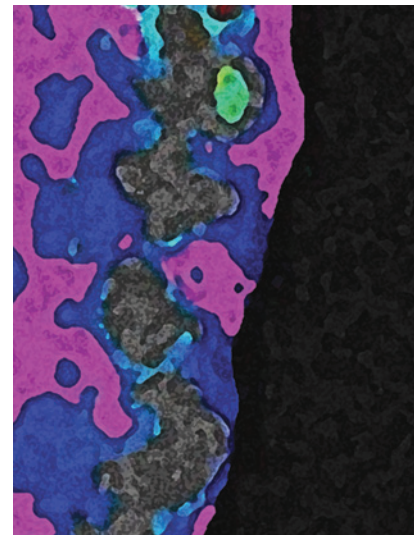


AC icon indicates AuthorChoice

For more information please visit [www.aacrjournals.org](http://www.aacrjournals.org)

## ABOUT THE COVER

Cover image adapted from Figure 3C, published in Sagnella et al., beginning on page 1012. In the original figure, fluorescence imaging microscopy (FLIM) was employed on three dimensional (3D)-spheroid cultures treated with doxorubicin to detect drug life-time in cells. The image shows the accumulated intensity of fluorescence in the sample overlaid with the lifetime segmented pixel groups in the phasor plot. Using the phasor analysis, the lifetime at each pixel of the image is converted into the frequency domain, with fluorescence decays from each pixel represented as sine and cosine Fourier transforms and plotted in a polar plot. The phasor plot has been color coded to distinguish different lifetime populations which also correspond to different cellular environments and compartments. In the image the shorter lifetime component is highlighted in grey and corresponds to nuclear localization of doxorubicin.



# Molecular Cancer Therapeutics

**17 (5)**

*Mol Cancer Ther* 2018;17:883-1143.

**Updated version** Access the most recent version of this article at:  
<http://mct.aacrjournals.org/content/17/5>

**E-mail alerts** [Sign up to receive free email-alerts](#) related to this article or journal.

**Reprints and Subscriptions** To order reprints of this article or to subscribe to the journal, contact the AACR Publications Department at [pubs@aacr.org](mailto:pubs@aacr.org).

**Permissions** To request permission to re-use all or part of this article, use this link <http://mct.aacrjournals.org/content/17/5>.  
Click on "Request Permissions" which will take you to the Copyright Clearance Center's (CCC) Rightslink site.