


## Highlights of This Issue 773

## REVIEWS


- 775** Hey Factors at the Crossroad of Tumorigenesis and Clinical Therapeutic Modulation of Hey for Anticancer Treatment  
Zihao Liu, Andrew J. Sanders, Gehao Liang, Erwei Song, Wen G. Jiang, and Chang Gong
- 787** Nodal Signaling as a Developmental Therapeutics Target in Oncology  
Aparna Kalyan, Benedito A. Carneiro, Sunandana Chandra, Jason Kaplan, Young Kwang Chae, Maria Matsangou, Mary J.C. Hendrix, and Francis Giles

## SMALL MOLECULE THERAPEUTICS



- 793** Acquired Resistance to the Hsp90 Inhibitor, Ganetespib, in *KRAS*-Mutant NSCLC Is Mediated via Reactivation of the ERK-p90RSK-mTOR Signaling Network  
Suman Chatterjee, Eric H.-B. Huang, Ian Christie, Brenda F. Kurland, and Timothy F. Burns
- 805** Characterization of a Dual Rac/Cdc42 Inhibitor MBQ-167 in Metastatic Cancer  
Tessa Humphries-Bickley, Linette Castillo-Pichardo, Eliud Hernandez-O'Farrill, Luis D. Borrero-Garcia, Ingrid Forestier-Roman, Yamil Gerena, Manuel Blanco, Michael J. Rivera-Robles, José R. Rodriguez-Medina, Luis A. Cubano, Cornelis P. Vlaar, and Suranganie Dharmawardhane
- 819** Dual Targeting of Epithelial Ovarian Cancer Via Folate Receptor  $\alpha$  and the Proton-Coupled Folate Transporter with 6-Substituted Pyrrolo[2,3-*d*]pyrimidine Antifolates  
Zhanjun Hou, Leda Gattoc, Carrie O'Connor, Si Yang, Adrienne Wallace-Povirk, Christina George, Steve Orr, Lisa Polin, Kathryn White, Juiwanna Kushner, Robert T. Morris, Aleem Gangjee, and Larry H. Matherly
- 831** Fluorinated *N,N'*-Diarylureas As Novel Therapeutic Agents Against Cancer Stem Cells  
Dasha E. Kenlan, Piotr Rychahou, Vitaliy M. Sviripa, Heidi L. Weiss, Chunming Liu, David S. Watt, and B. Mark Evers

- 838** Synthesis and Evaluation of the Novel Prostamide, 15-Deoxy,  $\Delta^{12,14}$ -Prostamide J<sub>2</sub>, as a Selective Antitumor Therapeutic  
Daniel A. Ladin, Eman Soliman, Rene Escobedo, Timothy L. Fitzgerald, Li V. Yang, Colin Burns, and Rukiyah Van Dross
- 850** Selective Killing of SMARCA2- and SMARCA4-deficient Small Cell Carcinoma of the Ovary, Hypercalcemic Type Cells by Inhibition of EZH2: *In Vitro* and *In Vivo* Preclinical Models  
 Elayne Chan-Penebre, Kelli Armstrong, Allison Drew, Alexandra R. Grassian, Igor Feldman, Sarah K. Knutson, Kristy Kuplast-Barr, Maria Roche, John Campbell, Peter Ho, Robert A. Copeland, Richard Chesworth, Jesse J. Smith, Heike Keilhack, and Scott A. Ribich

## LARGE MOLECULE THERAPEUTICS

- 861** Characterization of the Anti-PD-1 Antibody REGN2810 and Its Antitumor Activity in Human *PD-1* Knock-In Mice  
 Elena Burova, Aynur Hermann, Janelle Waite, Terra Potocky, Venus Lai, Seongwon Hong, Matt Liu, Omaira Allbritton, Amy Woodruff, Qi Wu, Amanda D'Orvilliers, Elena Garnova, Ashique Rafique, William Poueymirou, Joel Martin, Tammy Huang, Dimitris Skokos, Joel Kantrowitz, Jon Popke, Markus Mohrs, Douglas MacDonald, Ella Ioffe, William Olson, Israel Lowy, Andrew Murphy, and Gavin Thurston
- 871** Modulating Therapeutic Activity and Toxicity of Pyrrolobenzodiazepine Antibody-Drug Conjugates with Self-Immolative Disulfide Linkers  
Thomas H. Pillow, Melissa Schutten, Shang-Fan Yu, Rachana Ohri, Jack Sadowsky, Kirsten Achilles Poon, Willy Solis, Fiona Zhong, Geoffrey Del Rosario, Mary Ann T. Go, Jeffrey Lau, Sharon Yee, Jintang He, Luna Liu, Carl Ng, Keyang Xu, Douglas D. Leopold, Amrita V. Kamath, Donglu Zhang, Luke Masterson, Stephen J. Gregson, Philip W. Howard, Fan Fang, Jinhua Chen, Janet Gunzner-Toste, Katherine K. Kozak, Susan Spencer, Paul Polakis, Andrew G. Polson, John A. Flygare, and Jagath R. Junutula


# Table of Contents

- 879** **Highly Potent, Anthracycline-based Antibody–Drug Conjugates Generated by Enzymatic, Site-specific Conjugation**  
 Nikolas Stefan, Rémy Gébleux, Lorenz Waldmeier, Tamara Hell, Marie Escher, Fabian I. Wolter, Ulf Grawunder, and Roger R. Beerli
- 893** **Preclinical Antitumor Efficacy of BAY 1129980—a Novel Auristatin-Based Anti-C4.4A (LYPD3) Antibody–Drug Conjugate for the Treatment of Non–Small Cell Lung Cancer**  
 Jörg Willuda, Lars Linden, Hans-Georg Lerchen, Charlotte Kopitz, Beatrix Stelte-Ludwig, Carol Pena, Claudia Lange, Sven Golfier, Christoph Kneip, Patricia E. Carrigan, Kirk Mclean, Joachim Schuhmacher, Oliver von Ahsen, Jörg Müller, Frank Dittmer, Rudolf Beier, Sherif El Sheikh, Jan Tebbe, Gabriele Leder, Heiner Apeler, Rolf Jautelat, Karl Ziegelbauer, and Bertolt Krefz
- 905** **Lipid Nanoparticle–Mediated Delivery of Anti-miR-17 Family Oligonucleotide Suppresses Hepatocellular Carcinoma Growth**  
Xinqiang Huang, Jill Magnus, Vivek Kaimal, Priya Karmali, Jian Li, Marlana Walls, Rene Prudente, Eric Sung, Mehran Sorourian, Robin Lee, Scott Davis, Xia Yang, Heather Estrella, Edmund C. Lee, B. Nelson Chau, Adam Pavliceck, and Sonya Zabudoff

## CANCER BIOLOGY AND SIGNAL TRANSDUCTION

- 914** **Inhibition of Isoprenylcysteine Carboxylmethyltransferase Induces Cell-Cycle Arrest and Apoptosis through p21 and p21-Regulated BNIP3 Induction in Pancreatic Cancer**  
Kanjoomana Aryan Manu, Tin Fan Chai, Jing Tsong Teh, Wan Long Zhu, Patrick J. Casey, and Mei Wang
- 924** **Role of STAT3 and FOXO1 in the Divergent Therapeutic Responses of Non-metastatic and Metastatic Bladder Cancer Cells to miR-145**  
Guosong Jiang, Chao Huang, Jingxia Li, Haishan Huang, Honglei Jin, Junlan Zhu, Xue-Ru Wu, and Chuanshu Huang
- 936** **Calcium-Dependent Enhancement by Extracellular Acidity of the Cytotoxicity of Mitochondrial Inhibitors against Melanoma**  
Fumihito Noguchi, Shigeki Inui, Clare Fedele, Mark Shackleton, and Satoshi Itami

## COMPANION DIAGNOSTICS AND CANCER BIOMARKERS


- 948** **Cell-Free DNA from Ascites and Pleural Effusions: Molecular Insights into Genomic Aberrations and Disease Biology**  
 Hatim Husain, David Nykin, Nam Bui, Daniel Quan, German Gomez, Brian Woodward, Sumathi Venkatapathy, Radha Duttagupta, Eric Fung, Scott M. Lippman, and Razelle Kurzrock

## MODELS AND TECHNOLOGIES

- 956** **Safe and Effective Sarcoma Therapy through Bispecific Targeting of EGFR and uPAR**  
 Antonella Borgatti, Joseph S. Koopmeiners, Aaron L. Sarver, Amber L. Winter, Kathleen Stuebner, Deborah Todhunter, Anthony E. Rizzardi, Jonathan C. Henriksen, Stephen Schmechel, Colleen L. Forster, Jong-Hyuk Kim, Jerry Froelich, Jillian Walz, Michael S. Henson, Matthew Breen, Kerstin Lindblad-Toh, Felix Oh, Kristy Pilbeam, Jaime F. Modiano, and Daniel A. Vallera
- 966** **HSP70 Inhibition Synergistically Enhances the Effects of Magnetic Fluid Hyperthermia in Ovarian Cancer**  
Karem A. Court, Hiroto Hatakeyama, Sherry Y. Wu, Mangala S. Lingegowda, Cristian Rodríguez-Aguayo, Gabriel López-Berestein, Lee Ju-Seog, Carlos Rinaldi, Eduardo J. Juan, Anil K. Sood, and Madeline Torres-Lugo

## RETRACTION

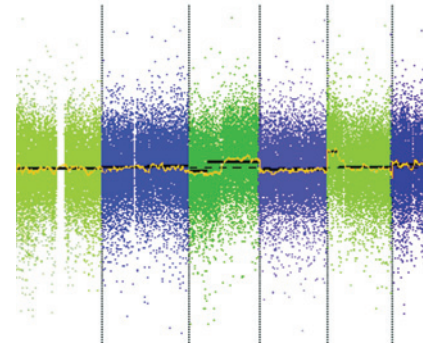
- 977** **Retraction: Proteasome Inhibition Blocks NF- $\kappa$ B and ERK1/2 Pathways, Restores Antigen Expression, and Sensitizes Resistant Human Melanoma to TCR-Engineered CTLs**

 **AC icon indicates Author Choice**  
For more information please visit [www.aacrjournals.org](http://www.aacrjournals.org)

# Table of Contents

## ABOUT THE COVER

The cover shows the whole genome evaluation of copy number alterations ordered sequentially by chromosomes and represented by different colors. A patient with metastatic lung cancer was found to have very high amplification of EGFR (copy number = 15) and HFN1B (copy number = 11) detected by the cell free DNA obtained from ascites. The results indicate that cell free DNA from ascites and pleural effusions may provide additional data complementing tumor and plasma cell-free DNA molecular characterization, and a context for important insights into clonal dynamic change within primary tumor and metastatic deposits.



# Molecular Cancer Therapeutics

**16 (5)**

*Mol Cancer Ther* 2017;16:773-977.

**Updated version** Access the most recent version of this article at:  
<http://mct.aacrjournals.org/content/16/5>

**E-mail alerts** [Sign up to receive free email-alerts](#) related to this article or journal.

**Reprints and Subscriptions** To order reprints of this article or to subscribe to the journal, contact the AACR Publications Department at [pubs@aacr.org](mailto:pubs@aacr.org).

**Permissions** To request permission to re-use all or part of this article, use this link <http://mct.aacrjournals.org/content/16/5>.  
Click on "Request Permissions" which will take you to the Copyright Clearance Center's (CCC) Rightslink site.